


# Color Guide

Hard Maple


Shoreline Series

Superior Series

Stains




Bordeaux



Chestnut



Dark Roast




Driftwood



Ginger



Honey



Natural



Bordeaux



Chestnut



Cordovan



Dark Roast



Driftwood



Ginger



Honey



Natural



Saddle




Washington  
Cherry

Stains with Glazes




Bordeaux with  
Sable Glaze




Chestnut with  
Sable Glaze



Driftwood with  
Sable Glaze



Ginger with Sable  
Glaze



Honey with Sable  
Glaze




Bordeaux with  
Sable Glaze




Chestnut with  
Sable Glaze



Driftwood with  
Sable Glaze



Ginger with Sable  
Glaze



Honey with Sable  
Glaze



Natural with  
White Glaze

# Color Guide

## Shoreline Series

## Superior Series

Hard Maple (continued)

### Colourtones



Arctic White



Crystal White



Cadet Grey



Arctic White



Crystal White



Cadet Grey



Metro Grey


### Colourtones with Glazes



Crystal White  
with Coffee Glaze



Cadet Grey with  
Coffee Glaze



Crystal White  
with Coffee Glaze



Cadet Gray with  
White Glaze



Cadet Grey with  
Coffee Glaze



Metro Grey with  
White Glaze



Metro Grey with  
Coffee Glaze

# Color Guide

## Shoreline Series


## Superior Series

Red Oak

### Stains



Bordeaux



Chestnut



Driftwood



Ginger




Honey




Natural



Bordeaux




Chestnut



Cordovan




Driftwood



Ginger



Honey



Natural



Washington  
Cherry

### Stains with Glazes



Bordeaux with  
Sable Glaze



Bordeaux with  
Sable Glaze


# Color Guide

## Shoreline Series

## Superior Series

Cherry


### Stains




Bordeaux




Chestnut




Dark Roast




Driftwood



Ginger



Honey



Natural



Bordeaux




Chestnut



Cordovan




Dark Roast




Driftwood




Ginger




Honey



Natural



Saddle




Washington  
Cherry


### Stains with Glazes




Bordeaux with  
Sable Glaze




Chestnut with  
Sable Glaze




Cordovan with  
Sable Glaze



Driftwood with  
Sable Glaze




Honey with Sable  
Glaze




Natural with  
Sable Glaze




Bordeaux with  
Sable Glaze




Chestnut with  
Sable Glaze




Cordovan with  
Sable Glaze




Driftwood with  
Sable Glaze




Ginger with  
White Glaze



Honey with Sable  
Glaze



Natural with  
Sable Glaze



Natural with  
White Glaze

# Color Guide

## Shoreline Series

## Superior Series

Hickory

Stains


N/A



Bordeaux




Chestnut




Cordovan



Driftwood



Ginger



Honey




Natural



Washington  
Cherry

Stains with Glazes

N/A



Bordeaux with  
Sable Glaze



Honey with Sable  
Glaze